
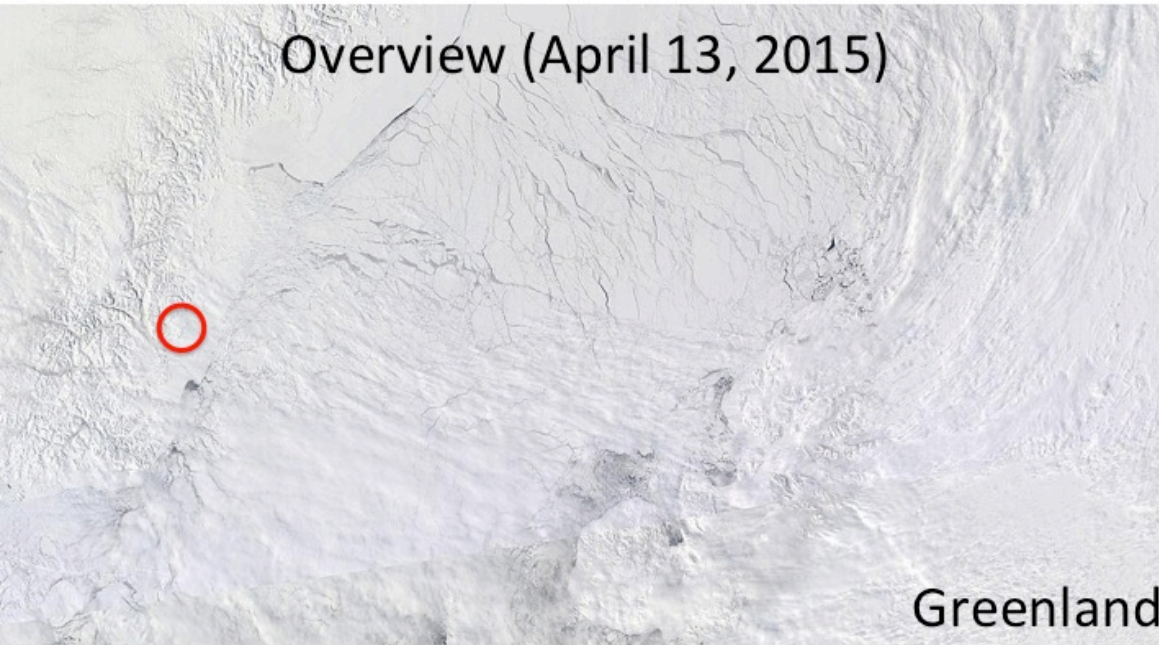



MODIS



Floe Edge



QIKIQTARJUAQ April 13, 2015



Legend / ᐅᐱᐃᓕᓴᓂᓴ

- Floe Edge / ᓴᐱᓴᓴ
- ☐ Moving Ice Open Water / ᓴᐃ ᐃᓴᓴᓴ ᐃᐃᓴᓴ
- ☐ Land Fast Ice / ᓴᓴ
- 30 year average / 30 ᐃᓴᓴ ᐃᓴᓴ ᐃᓴᓴᓴ ᓴᐱᓴ

Sup
Can
European Space Agency
Canadian Ice Services /
Environment Canada

NASA / GSFC
MODIS Rapid Response
2013 All Rights Reserved

Product Produced by Noetix Research
For more information, contact us at our website
WWW.NOETIX.CA/FLOEEDGE